

جمعية مصارف الإمارات  
Emirates Banks Association



Newsletter

مجموعة مستخدمي سويفت  
(الإمارات)  
SWIFT User Group  
(U.A.E)

Contents	Pages
Introduction	1
SWIFT User Group (U.A.E), members	2
Statistics	3-8

Abu Dhabi – United Arab Emirates – P.O. Box 44307- Tel: (971-2)6272541 , 6272578 – Fax : 6274155  
E-mail : [ebauae@emirates.net.ae](mailto:ebauae@emirates.net.ae) Website : [www.eba-ae.com](http://www.eba-ae.com)

To : All Members of SWIFT User Group (UAE)

After Greetings,

We are pleased to send you our Quarterly Newsletter (Volume 11, Issue 4-No.42) about SWIFT operations in UAE and the GCC, covering the period from October to December 2006.

Please note that all the statistics herein, are selected and /or extracted from the SWIFT Website.

Looking forward to have any views or comments from you on this newsletter, which will be highly appreciated.

Assuring you of our best cooperation, we remain .

Sincerely yours,

Fathi M. Skaik  
General Manager EBA  
Chairperson SWIFT User Group (UAE)

**SWIFT USER GROUP ( UAE )**  
**As at 31 December 2006**

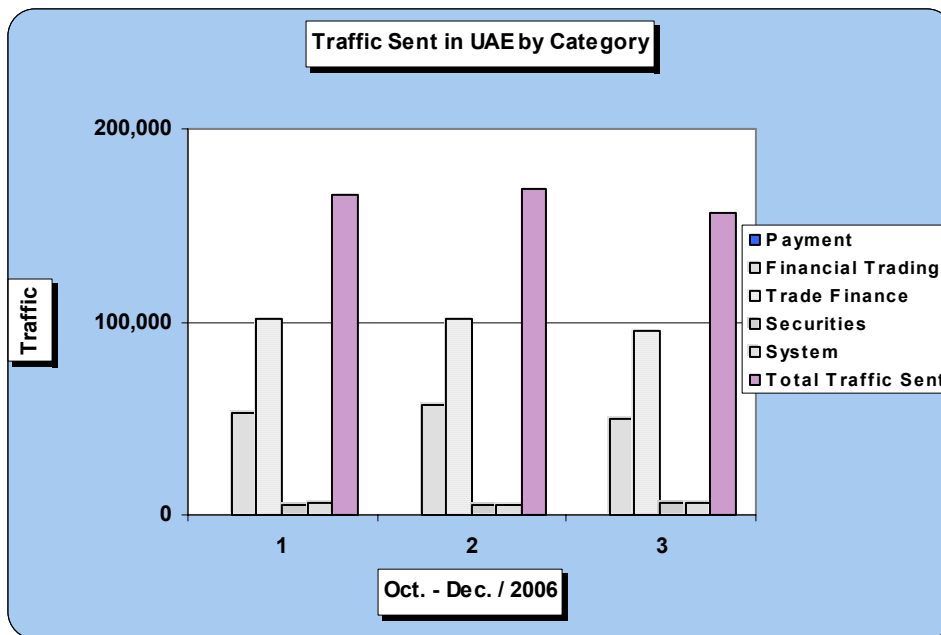
---

- |   |   |
|---|---|
| 1 -Arab Bank for Investment & Foreign Trade | 30-Bank of Baroda                           |
| 2 -Emirates Bank International              | 31-Banque Du Caire                          |
| 3 -National Bank of Dubai                   | 32-BLCBank (France)                         |
| 4 -Commercial Bank of Dubai                 | 33-United Bank Limited                      |
| 5 -MashreqBank                              | 34-Habib Bank Limited                       |
| 6 -Investbank                               | 35-Arab African International Bank          |
| 7 -United Arab Bank                         | 36-National Bank of Oman Ltd.               |
| 8 -Union National Bank                      | 37-El Nilein Bank                           |
| 9 -National Bank of Fujairah                | 38-Barclays Bank Plc                        |
| 10-Dubai Islamic Bank                       | 39-Citibank N.A.                            |
| 11-Abu Dhabi Commercial Bank                | 40-BNP Paribas                              |
| 12-National Bank of Abu Dhabi               | 41-Emirates Islamic Bank                    |
| 13-RAK Bank                                 | 42-UAE Central Bank                         |
| 14-HSBC Bank Middle East                    | 43-Abu Dhabi Islamic Bank                   |
| 15-Sharjah Islamic Bank                     | 44-Fisrt Gulf Bank                          |
| 16-Bank of Sharjah                          | 45-National Bank of Umm-Al Qaiwain          |
| 17-Commercial Bank International            | 46-Abu Dhabi Investment Company             |
| 18-Dubai Bank PJSC                          | 47-Arab Monetary Fund                       |
| 19-Arab Emirates Investment Bank P.J.S.C.   | 48-Real Estate Bank                         |
| 20-Arab Bank Plc.                           | 49-Abu Dhabi Investment Authority           |
| 21-Lloyds TSB Bank Plc.                     | 50-UAE Exchange Centre                      |
| 22-Standard Chartered Bank                  | 51-Credit Suisse                            |
| 23-ABN-Amro Bank                            | 52-Dubai Int. Financial Exchange Ltd (DIFX) |
| 24-Bank Melli Iran                          | 53- Persia International Bank               |
| 25-Bank Saderat Iran                        | 54- Shuaa Capital                           |
| 26-Habib Bank AG Zurich                     | 55- Dubai Gold Currency Exchange            |
| 27-Al Ahli Bank of Kuwait                   | 56- Sumitomo Mitsui Banking Corporation     |
| 28-Calyon-Corporate and Investment Bank     | 57- Banque de Commerce et de Placement SA   |
| 29-BLOM BANK FRANCE S.A.                    |   |

## Statistics Fourth Quarter (October – December) 2006

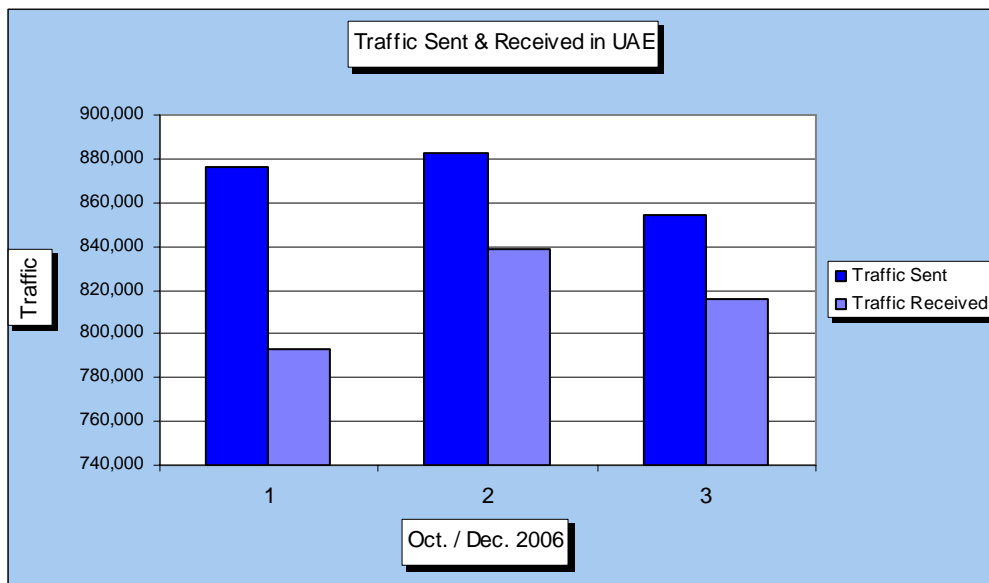
### Traffic(Messages) Sent in the United Arab Emirates Distributed by Category

Month	Total Traffic Sent	Traffic (Messages) sent Distributed by Category									
		Payments				Financial Trading		Trade Finance		Securities	System
		Customer Transfers, Cheques	Financial Institution Transfers	Travelers Cheques	Balance Reporting	Foreign Exchange M.Market	Precious Metals Syndic.	Collect. & Cash Letters	Document. Credits & Guarant.	Securities	System
		Cat.(1)	Cat.(2)	Cat.(8)	Cat.(9)	Cat.(3)	Cat.(6)	Cat.(4)	Cat.(7)	Cat.(5)	Cat.(0)
Oct.06	876,631	447,351	137,284	0	126,612	52,328	143	11,795	90,162	4,670	6,286
Nov.06	882,664	439,308	139,934	0	134,103	56,896	114	11,484	90,101	5,227	5,497
Dec.06	854,595	435,118	128,823	0	133,728	49,739	138	10,608	84,695	6,025	5,721
<b>Total</b>	<b>2,613,890</b>	<b>1,321,777</b>	<b>406,041</b>	<b>0</b>	<b>394,443</b>	<b>158,963</b>	<b>395</b>	<b>33,887</b>	<b>264,958</b>	<b>15,922</b>	<b>17,504</b>



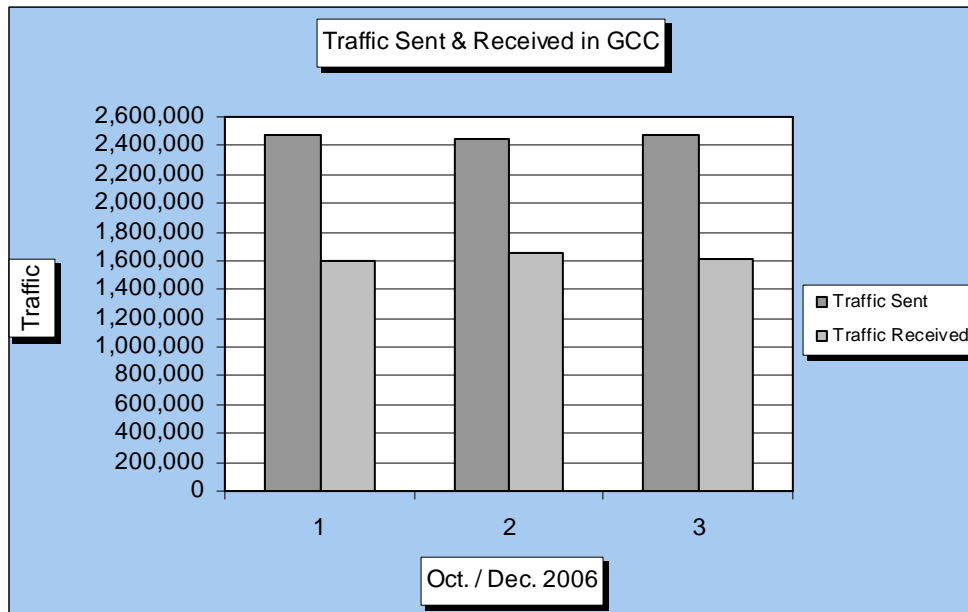
### Traffic (Messages) Sent & Received & Growth Rate in the United Arab Emirates

Month	Traffic (Messages) Sent			Traffic (Messages) Received		
			Growth			Growth
	2006	2005	Rate( % )	2006	2005	Rate( % )
<b>Oct.06</b>	876,631	818,724	7%	793,024	751,016	6%
<b>Nov.06</b>	882,664	701,934	26%	838,494	665,735	26%
<b>Dec.06</b>	854,595	741,289	15%	815,466	723,246	13%
<b>Total</b>	2,613,890	2,261,947	16%	2,446,984	2,139,997	14%



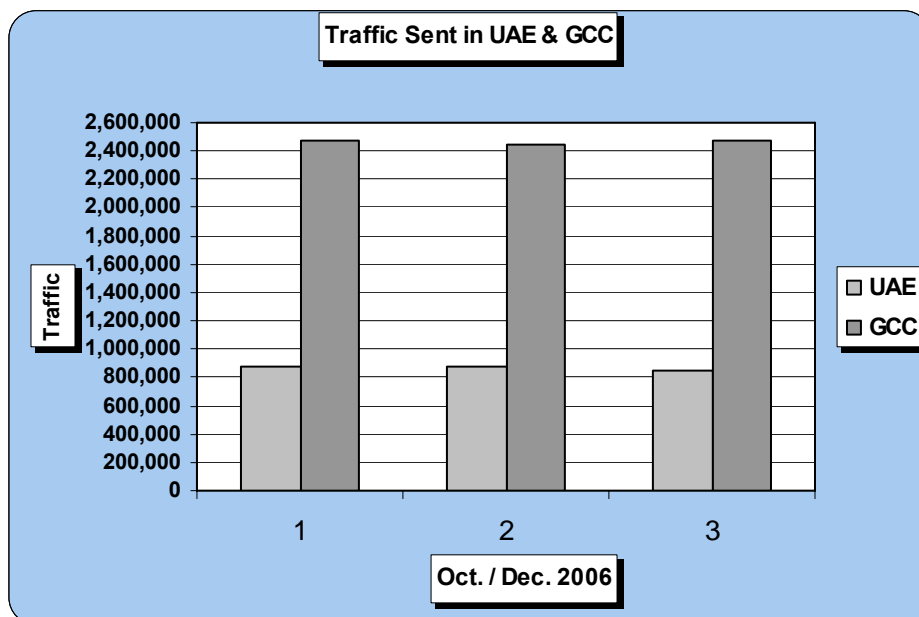
**Traffic (Messages) Sent & Received & Growth Rate in the GCC**

Month	Traffic (Messages) Sent			Traffic (Messages) Received		
	2006	2005	Growth Rate( % )	2006	2005	Growth Rate( % )
<b>Oct.06</b>	2,475,134	2,140,973	16%	1,596,290	1,400,950	14%
<b>Nov.06</b>	2,448,422	1,764,296	39%	1,656,126	1,267,046	31%
<b>Dec.06</b>	2,473,198	1,991,640	24%	1,617,952	1,384,670	17%
<b>Total</b>	7,396,754	5,896,909	25%	4,052,664	4,052,666	0%



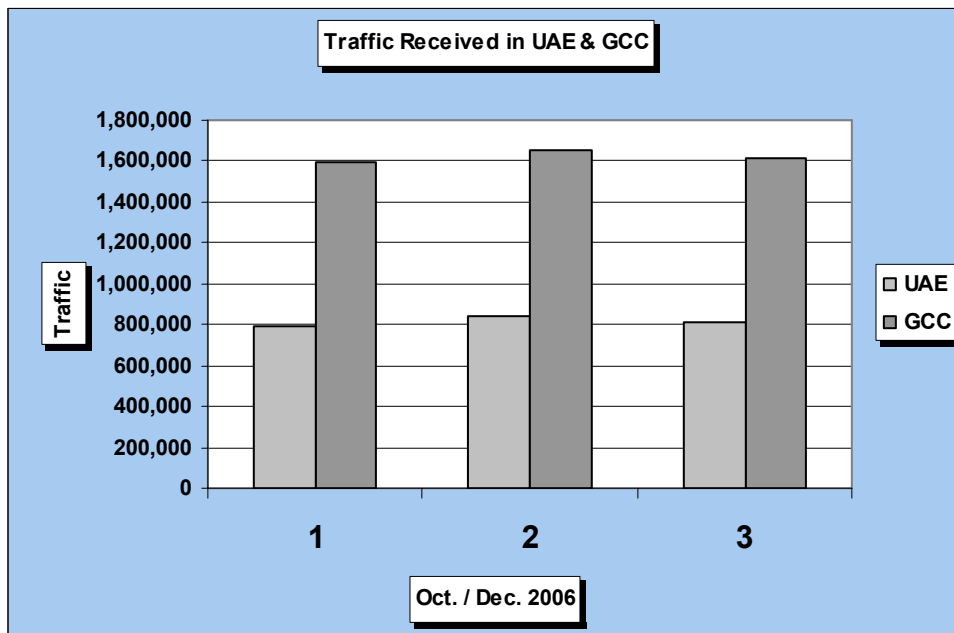
### Traffic (Messages) Sent in UAE & GCC

Month	UAE	GCC	UAE/GCC
	2006	2006	( % )
Oct.06	876,631	2,475,134	35%
Nov.06	882,664	2,448,422	36%
Dec.06	854,595	2,473,198	35%
<b>Total</b>	<b>2,613,890</b>	<b>7,396,754</b>	<b>35%</b>



**Traffic (Messages) Received in UAE & GCC**

Month	UAE	GCC	UAE/GCC
	2006	2006	( % )
Oct.06	793,024	1,596,290	50%
Nov.06	838,494	1,656,126	51%
Dec.06	815,466	1,617,952	50%
<b>Total</b>	<b>2,446,984</b>	<b>4,870,368</b>	<b>50%</b>



**Members , Sub - members & Participants Statistics in GCC AS AT 31/12/2006**

<b>Code</b>	<b>Countries</b>	<b>Members Live</b>	<b>Sub-Members Live</b>	<b>Participants Live</b>	<b>Total Live</b>
<b>AE</b>	<b>United Arab Emirates</b>	20	25	13	58
<b>BH</b>	<b>Bahrain</b>	11	36	15	62
<b>KW</b>	<b>Kuwait</b>	12	5	14	31
<b>OM</b>	<b>Oman</b>	6	8	1	15
<b>QA</b>	<b>Qatar</b>	8	8	3	19
<b>SA</b>	<b>Saudi Arabia</b>	13	6	1	20
	<b>Total</b>	70	88	47	205