

جمعية مصارف الإمارات
Emirates Banks Association



Newsletter

مجموعة مستخدمي سويفت
(الإمارات)
SWIFT User Group
(U.A.E)

Contents	Pages
Introduction	1
SWIFT User Group (U.A.E), members	2
Statistics	3-8

Abu Dhabi – United Arab Emirates – P.O. Box 44307- Tel: (971-2)6272541 , 6272578 – Fax : 6274155
E-mail : ebauae@emirates.net.ae Website : www.eba-ae.com

To : All Members of SWIFT User Group (UAE)

After Greetings,

We are pleased to send you our Quarterly Newsletter (Volume 11, Issue 3-No.41) about SWIFT operations in UAE and the GCC, covering the period from July to September 2006.

Please note that all the statistics herein, are selected and /or extracted from the SWIFT Website.

Looking forward to have any views or comments from you on this newsletter, which will be highly appreciated.

Assuring you of our best cooperation, we remain .

Sincerely yours,

Fathi M. Skaik
General Manager EBA
Chairperson SWIFT User Group (UAE)

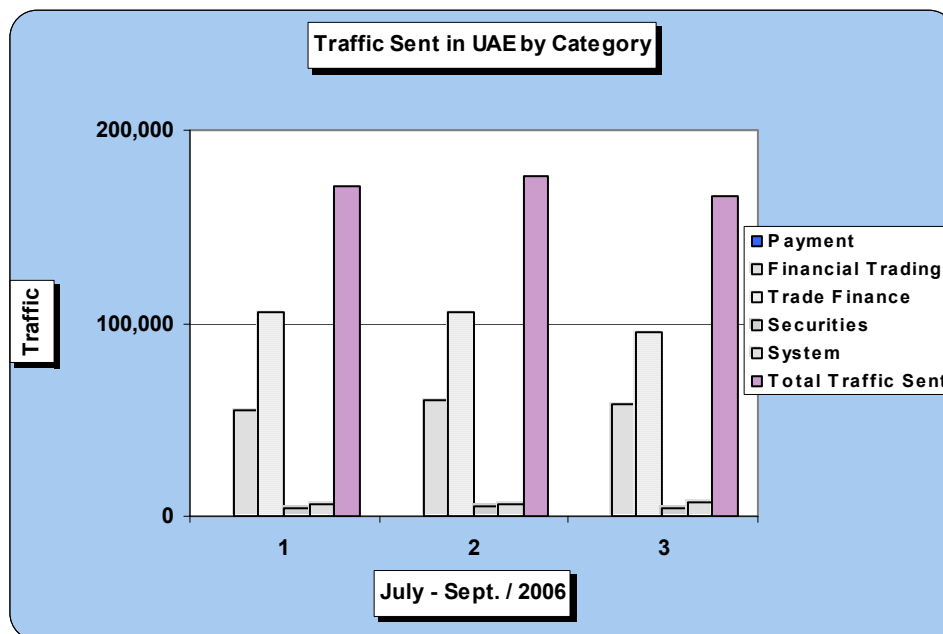
SWIFT USER GROUP (UAE)

As at 30 September 2006

- | | |
|---|---|
| 1 -Arab Bank for Investment & Foreign Trade | 28-Calyon-Corporate and Investment Bank |
| 2 -Emirates Bank International | 29-BLOM BANK FRANCE S.A. |
| 3 -National Bank of Dubai | 30-Bank of Baroda |
| 4 -Commercial Bank of Dubai | 31-Banque Du Caire |
| 5 -MashreqBank | 32-BLCBank (France) |
| 6 -Investbank | 33-United Bank Limited |
| 7 -United Arab Bank | 34-Habib Bank Limited |
| 8 -Union National Bank | 35-Arab African International Bank |
| 9 -National Bank of Fujairah | 36-National Bank of Oman Ltd. |
| 10-Dubai Islamic Bank | 37-El Nilein Bank |
| 11-Abu Dhabi Commercial Bank | 38-Barclays Bank Plc |
| 12-National Bank of Abu Dhabi | 39-Citibank N.A. |
| 13-RAK Bank | 40-BNP Paribas |
| 14-HSBC Bank Middle East | 41-Emirates Islamic Bank |
| 15-Sharjah Islamic Bank | 42-UAE Central Bank |
| 16-Bank of Sharjah | 43-Abu Dhabi Islamic Bank |
| 17-Commercial Bank International | 44-Fisrt Gulf Bank |
| 18-Dubai Bank PJSC | 45-National Bank of Umm-Al Qaiwain |
| 19-Arab Emirates Investment Bank P.J.S.C. | 46-Abu Dhabi Investment Company |
| 20-Arab Bank Plc. | 47-Arab Monetary Fund |
| 21-Lloyds TSB Bank Plc. | 48-Real Estate Bank |
| 22-Standard Chartered Bank | 49-Abu Dhabi Investment Authority |
| 23-ABN-Amro Bank | 50-UAE Exchange Centre |
| 24-Bank Melli Iran | 51-Credit Suisse |
| 25-Bank Saderat Iran | 52-Dubai Int. Financial Exchange Ltd (DIFX) |
| 26-Habib Bank AG Zurich | 53- Persia International Bank |
| 27-Al Ahli Bank of Kuwait | 54- Shuaa Capital |

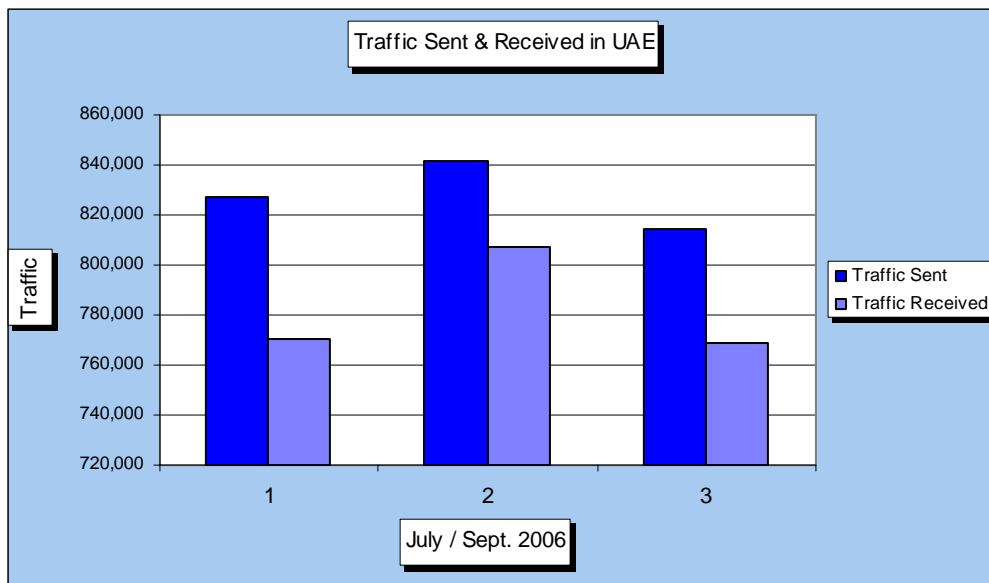
Traffic(Messages) Sent in the United Arab Emirates Distributed by Category

Month	Total Traffic Sent	Traffic (Messages) sent Distributed by Category									
		Payments				Financial Trading		Trade Finance		Securities	System
		Customer	Financial	Travelers	Balance	Foreign	Precious	Collect.	Document.	Securities	System
		Transfers, Cheques Cat.(1)	Institution Transfers Cat.(2)	Cheques Cat.(8)	Reporting Cat.(9)	Exchange M.Market Cat.(3)	Metals Syndic. Cat.(6)	& Cash Letters Cat.(4)	Credits & Guarant. Cat.(7)	Securities Cat.(5)	System Cat.(0)
July.06	826,861	408,699	129,331	3	118,063	54,752	198	11,521	94,320	4,095	5,879
Aug.06	841,379	407,039	135,521	1	122,590	59,647	171	11,532	94,244	4,894	5,740
Sept.06	814,013	399,044	127,062	0	122,560	57,956	150	10,312	85,454	4,575	6,900
Total	2,482,253	1,214,782	391,914	4	363,213	172,355	519	33,365	274,018	13,564	18,519



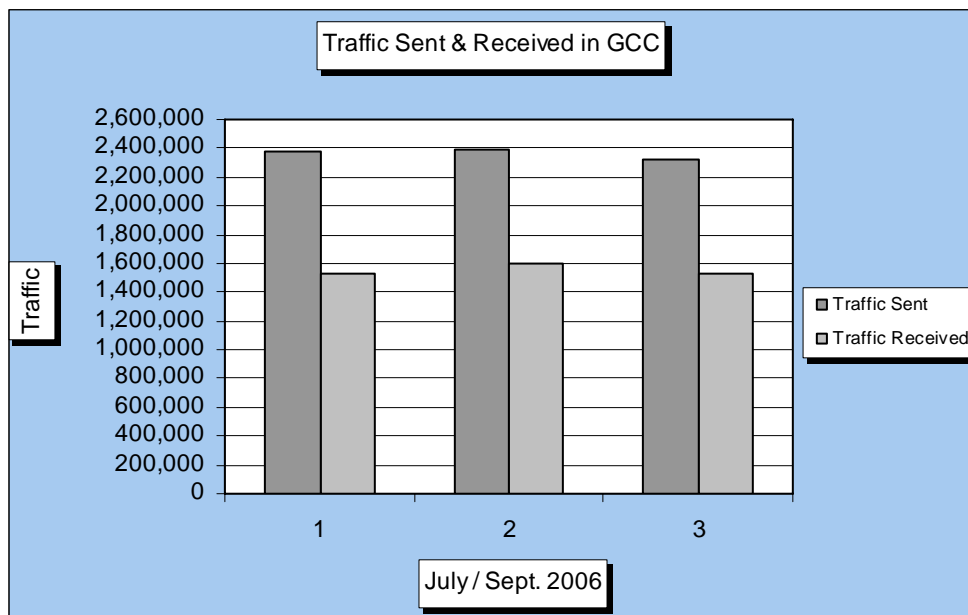
Traffic (Messages) Sent & Received & Growth Rate in the United Arab Emirates

Month	Traffic (Messages) Sent			Traffic (Messages) Received		
			Growth			Growth
	2006	2005	Rate(%)	2006	2005	Rate(%)
July.06	826,861	682,177	21%	770,239	641,247	20%
Aug.06	841,379	687,564	22%	807,218	641,689	26%
Sept.06	814,013	704,004	16%	769,182	671,874	14%
Total	2,482,253	2,073,745	20%	2,346,639	1,954,810	20%



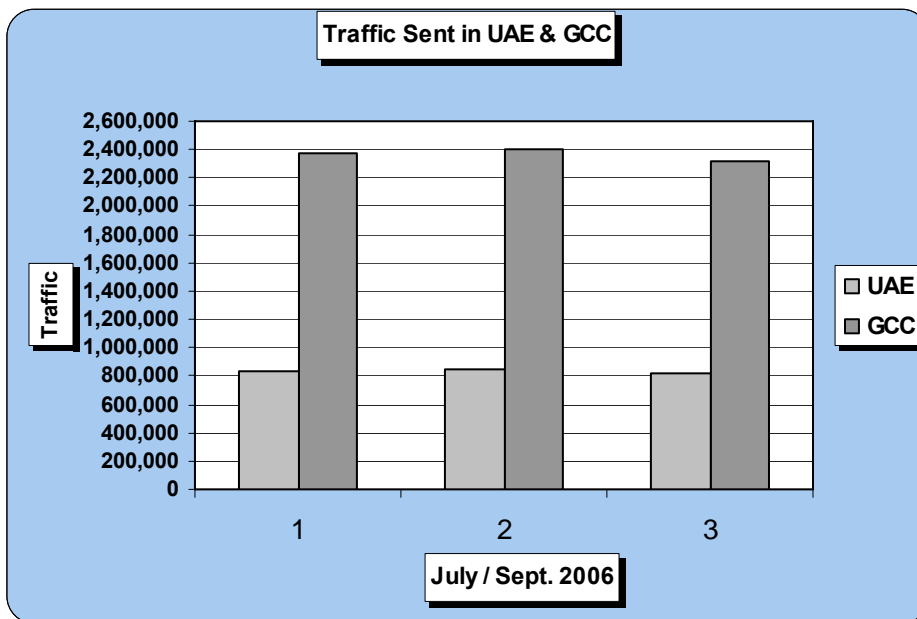
Traffic (Messages) Sent & Received & Growth Rate in the GCC

Month	Traffic (Messages) Sent			Traffic (Messages) Received		
	2006	2005	Growth Rate(%)	2006	2005	Growth Rate(%)
July.06	2,376,073	1,797,699	32%	1,530,000	1,255,140	22%
Aug.06	2,396,681	1,835,998	31%	1,599,313	1,273,695	26%
Sept.06	2,320,169	1,833,410	27%	1,532,577	1,289,114	19%
Total	7,092,923	5,467,107	30%	4,052,664	3,817,949	6%



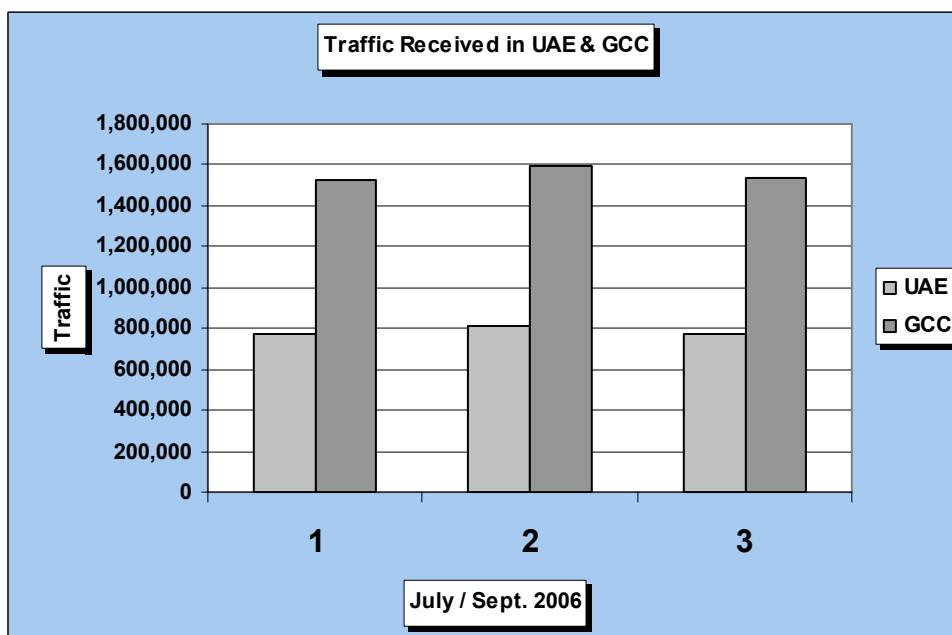
Traffic (Messages) Sent in UAE & GCC

Month	UAE	GCC	UAE/GCC
	2006	2006	(%)
July.06	826,861	2,376,073	35%
Aug.06	841,379	2,396,681	35%
Sept.06	814,013	2,320,169	35%
Total	2,482,253	7,092,923	35%



Traffic (Messages) Received in UAE & GCC

Month	UAE	GCC	UAE/GCC
	2006	2006	(%)
July.06	770,239	1,530,000	50%
Aug.06	807,218	1,599,313	50%
Sept.06	769,182	1,532,577	50%
Total	2,346,639	4,661,890	50%



Members , Sub - members & Participants Statistics in GCC AS AT 30/9/2005

Code	Countries	Members Live	Sub-Members Live	Participants Live	Total Live
AE	United Arab Emirates	20	25	13	58
BH	Bahrain	11	38	14	63
KW	Kuwait	12	5	14	31
OM	Oman	6	8	1	15
QA	Qatar	8	7	2	17
SA	Saudi Arabia	13	5	1	19
	Total	70	88	45	203