

جمعية مصارف الإمارات
Emirates Banks Association



Newsletter

مجموعة مستخدمي سويفت
(الإمارات)
SWIFT User Group
(U.A.E)

Contents	Pages
Introduction	1
SWIFT User Group (U.A.E), membership	2
Statistics	3-8

Abu Dhabi – United Arab Emirates – P.O. Box 44307- Tel: (971-2)6272541 , 6272578 – Fax : 6274155
E-mail : ebauae@emirates.net.ae Website : www.eba-ae.com

To : All Members of SWIFT User Group (UAE)

After Greetings,

We are pleased to send you our Quarterly Newsletter (Volume 11, Issue 1-No.390) about SWIFT operations in UAE and the GCC, covering the period from January to March 2006, in addition to the following :

SWIFTNet Traffic By Region for the 1st Quarters 2006 , which show Total SWIFT and the Top 10 countries in Africa & Middle East where the United Arab Emirates rank No. 3 for both Traffic sent & Traffic received .

Please note that all the statistics herein, are selected and /or extracted from the SWIFT Website.

Looking forward to have any views or comments from you on this newsletter, which will be highly appreciated.

Assuring you of our best cooperation, we remain .

Sincerely yours,

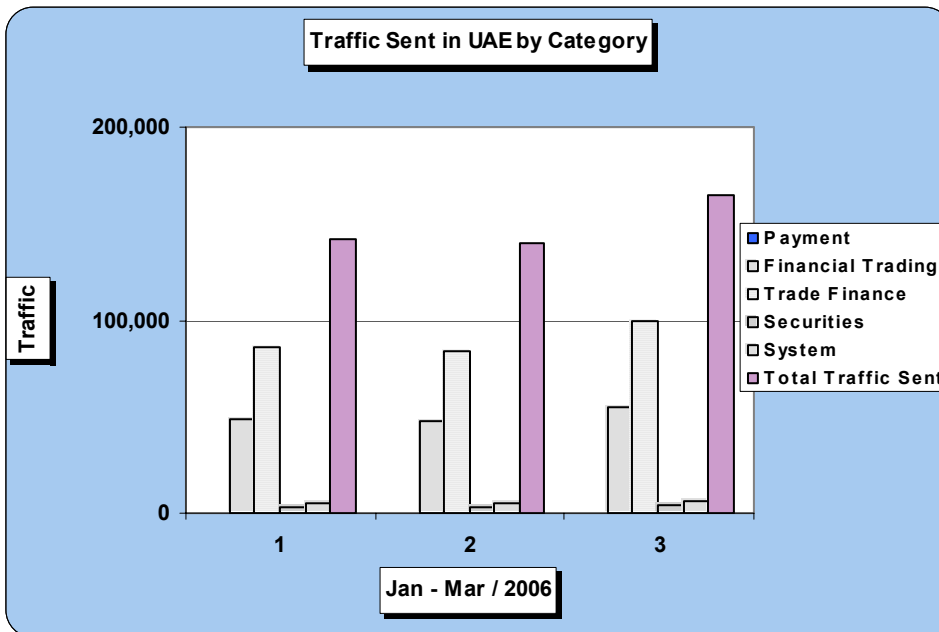
Fathi M. Skaik
General Manager EBA
Chairperson SWIFT User Group (UAE)

SWIFT USER GROUP (UAE)
As at 31 March 2006

1 -Arab Bank for Investment & Foreign Trade	28-Calyon-Corporate and Investment Bank
2 -Emirates Bank International	29-Banque Banorabe
3 -National Bank of Dubai	30-Bank of Baroda
4 -Commercial Bank of Dubai	31-Banque Du Caire
5 -MashreqBank	32-BLCBank (France)
6 -Investbank	33-United Bank Limited
7 -United Arab Bank	34-Habib Bank Limited
8 -Union National Bank	35-Arab African International Bank
9 -National Bank of Fujairah	36-National Bank of Oman Ltd.
10-Dubai Islamic Bank	37-El Nilein Bank
11-Abu Dhabi Commercial Bank	38-Barclays Bank Plc
12-National Bank of Abu Dhabi	39-Citibank N.A.
13-RAK Bank	40-BNP Paribas
14-HSBC Bank Middle East	41-Emirates Islamic Bank
15-Sharjah Islamic Bank	42-UAE Central Bank
16-Bank of Sharjah	43-Abu Dhabi Islamic Bank
17-Commercial Bank International	44-Fisrt Gulf Bank
18-Dubai Bank PJSC	45-National Bank of Umm-Al Qaiwain
19-Arab Emirates Investment Bank P.J.S.C.	46-Abu Dhabi Investment Company
20-Arab Bank Plc.	47-Arab Monetary Fund
21-Lloyds TSB Bank Plc.	48-Real Estate Bank
22-Standard Chartered Bank	49-Abu Dhabi Investment Authority
23-ABN-Amro Bank	50-UAE Exchange Centre
24-Bank Melli Iran	51-Credit Suisse
25-Bank Saderat Iran	52-Dubai Int. Financial Exchange Ltd (DIFX)
26-Habib Bank AG Zurich	53- Persia International Bank
27-Al Ahli Bank of Kuwait	54- Shuaa Capital

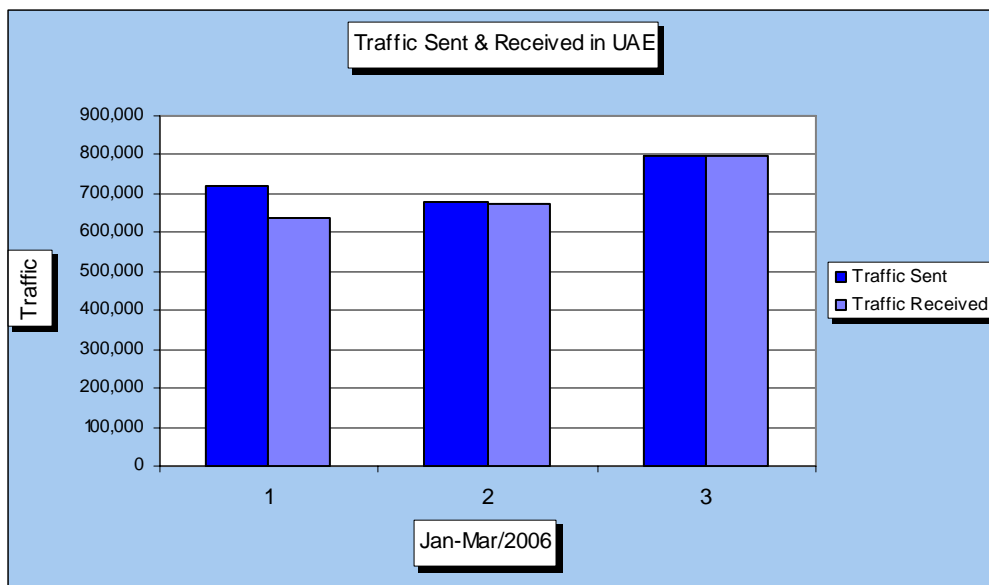
Traffic(Messages) Sent in the United Arab Emirates Distributed by Category

Month	Total	Traffic (Messages) sent Distributed by Category									
		Payments				Financial Trading		Trade Finance		Securities	System
		Customer	Financial	Travelers	Balance	Foreign	Precious	Collect.	Document.	Securities	System
		Transfers, Cheques Cat.(1)	Institution Transfers Cat.(2)	Cheques Cat.(8)	Reporting Cat.(9)	Exchange M.Market Cat.(3)	Metals Syndic. Cat.(6)	& Cash Letters Cat.(4)	Credits & Guarant. Cat.(7)	Securities Cat.(5)	System Cat.(0)
Jan.06	717,554	366,563	115,380	0	93,375	48,147	289	9,896	76,508	2,729	4,667
Feb.06	680,010	336,776	112,528	0	90,296	47,757	119	9,613	74,520	3,523	4,878
Mar.06	794,905	397,129	127,362	1	106,011	54,621	213	11,062	88,168	4,512	5,826
Total	2,192,469	1,100,468	355,270	1	289,682	150,525	621	30,571	239,196	10,764	15,371



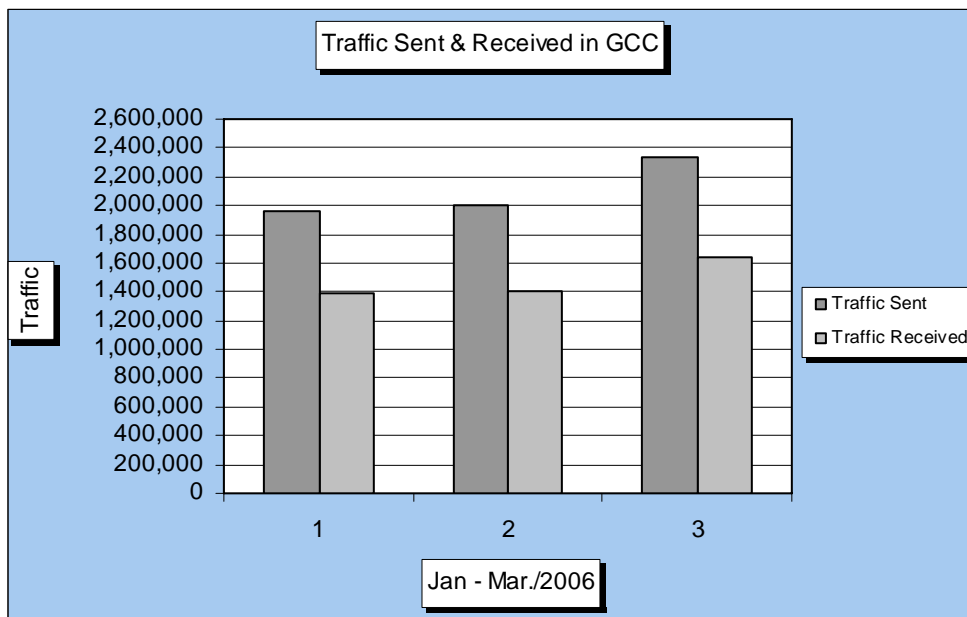
Traffic (Messages) Sent & Received & Growth Rate in the United Arab Emirates

Month	Traffic (Messages) Sent			Traffic (Messages) Received		
			Growth			Growth
	2006	2005	Rate(%)	2006	2005	Rate(%)
Jan.06	717,554	601,608	19%	639,408	562,889	14%
Feb.06	680,010	594,732	14%	671,633	566,773	19%
Mar.06	794,905	754,127	5%	798,825	716,370	12%
Total	2,192,469	1,950,467	12%	2,109,866	1,846,032	14%



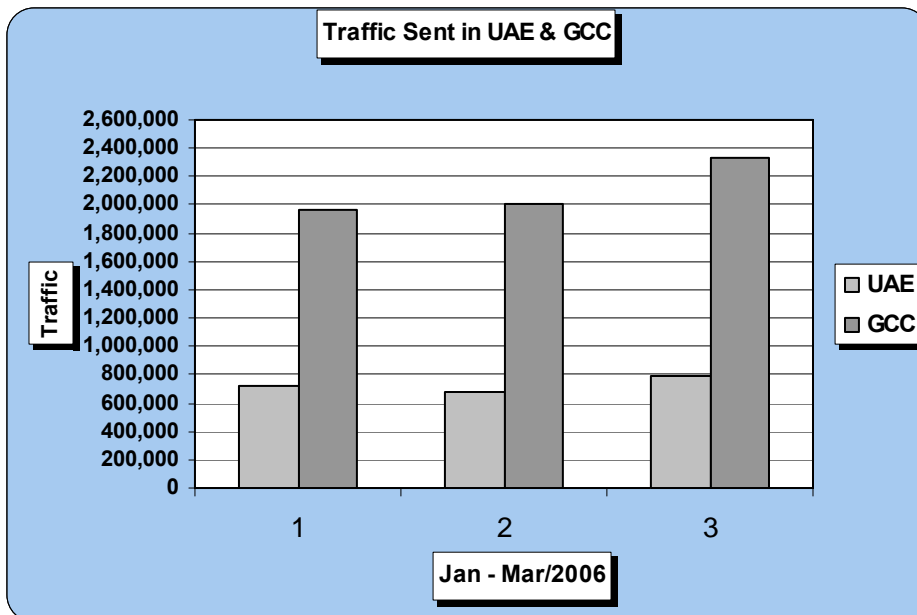
Traffic (Messages) Sent & Received & Growth Rate in the GCC

Month	Traffic (Messages) Sent			Traffic (Messages) Received		
			Growth			Growth
	2006	2005	Rate(%)	2006	2005	Rate(%)
Jan.06	1,966,524	1,550,773	27%	1,389,413	1,104,908	26%
Feb.06	2,000,342	1,543,980	30%	1,406,365	1,102,894	28%
Mar.06	2,335,743	2,027,777	15%	1,639,747	1,549,610	6%
Total	6,302,609	5,122,530	23%	4,052,664	3,757,412	8%



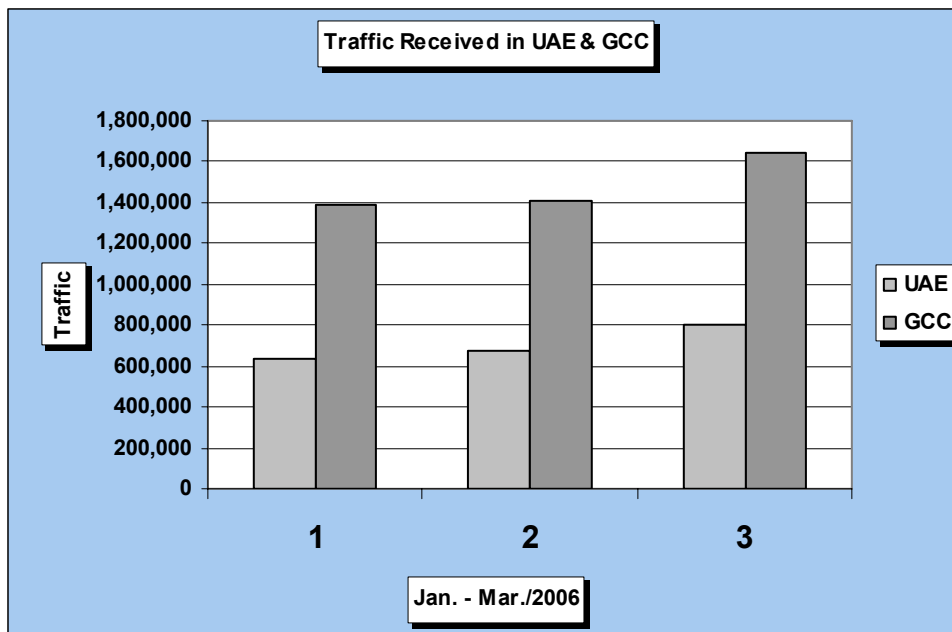
Traffic (Messages) Sent in UAE & GCC

Month	UAE	GCC	UAE/GCC
	2006	2006	(%)
Jan.06	717,554	1,966,524	36%
Feb.06	680,010	2,000,342	34%
Mar.06	794,905	2,335,743	34%
Total	2,192,469	6,302,609	35%



Traffic (Messages) Received in UAE & GCC

Month	UAE	GCC	UAE/GCC
	2006	2006	(%)
Jan.06	639,408	1,389,413	46%
Feb.06	671,633	1,406,365	48%
Mar.06	798,825	1,639,747	49%
Total	2,109,866	4,435,525	48%



Members , Sub - members & Participants Statistics in GCC AS AT 31/3/2006

Code	Countries	Members Live	Sub-Members Live	Participants Live	Total Live
AE	United Arab Emirates	20	24	10	54
BH	Bahrain	11	37	11	59
KW	Kuwait	12	4	13	29
OM	Oman	6	8	1	15
QA	Qatar	8	7	2	17
SA	Saudi Arabia	13	5	1	19
	Total	70	85	38	193